

Social Story

OLBIA AIRPORT

AUTISM MOVING THROUGH THE AIRPORT



with the collaboration of:



Arrival at the Airport

You can get to Olbia Airport by bus or by car.



Over here you will see

Cars, buses, people moving with their suitcases in and out of the parking lot and the Airport.




You will also hear

Traffic, horns, people's voices, the sound of the suitcases and airplane engines.



This is what you might experience

You might feel excited or worried



Inside the Terminal

Inside the Terminal you can find restrooms, bars and restaurants, and a bookshop.




Over here you will see

The departure monitor, people moving with their suitcases, billboards, escalators



You will also hear

People's voices, the sound of the suitcases,



At the check-in desk

Before the departure you need to proceed to the check-in desks and show the airport staff your identity document and travel ticket.

You will leave your suitcases here, that will be loaded into the airplane hold.

An operator will give you your boarding pass, required to board the plane. Your seat number will be shown on your boarding pass.



Over here you will see

People waiting in line and suitcases.





You will also hear

People's voices, the sound of the suitcases, loudspeaker announcements.



This is what you might experience

There might be some wait and queues or the Airport officer might approach you.



Security Checks

After you checked in, you have to go through the Security control.

Over here you will be asked to place your cabin luggage and personal belongings (jacket, belt, cell phone, watch, backpack and other items) inside the trays, which will be checked by a machine.

Your items will be back to you after the inspection. You'll go underneath the body scanner that could ring in the presence of metal objects.

Follow the instructions of the security guard, who might even ask you to do a manual check.



Over here you will see

People waiting in line, machines checking the items.



You will also hear

People's voices, the sound of the body scanner that could ring in the presence of metal objects.



This is what you might experience

A security officer might approach and ask you to do a manual check.



At the Gate

After the security check, you will go to the gates area, where you will wait until departure. At the gate the attendants will check your documents and show you the way to the plane.

You might enter through a boarding deck, walking or by bus.



Over here you will see

Shops, bars, restaurants, people waiting in line. From the window you will see airplanes and equipments parked in the apron.



You will also hear

People's voices, music, loudspeaker announcements, the sound of the suitcases and the noise of the airplanes and airport vehicles in the apron.



Let's fly!

The adventure begins, let's go!

Once on the airplane you will take your comfortable seat at the number shown on the boarding pass you received at the check-in.



Over here you will see

The cabin crew will show you your seat and will help you store your cabin luggage in the overhead compartment. Make yourself comfortable, fasten your seat belt and wait for all the passengers to board.



You will also hear

The cabin crew will inform all passengers regarding rules of conduct. During the take-off you will hear a loud engine noise.

